



28 June 2018
Tashkent, Uzbekistan

Overview of the WTO Accession Process

Michael Roberts
Head, Aid for Trade Unit
World Trade Organization



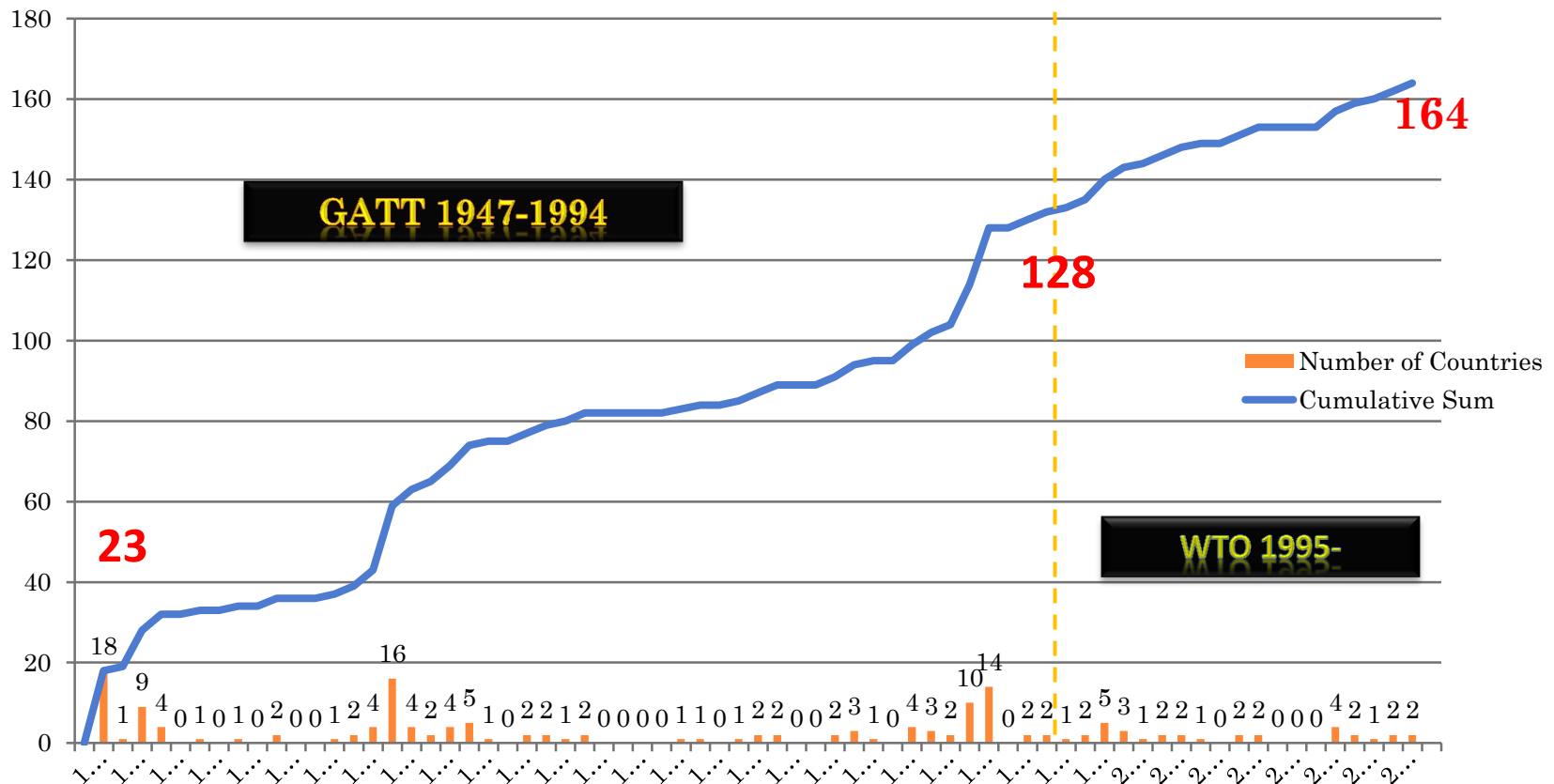
OUTLINE

- Overview of WTO Accessions - Results
- Accessions of former Soviet Republics
- Accession of Uzbekistan: State of Play & Next Steps
- WTO accessions in 2018
- Technical Assistance and Capacity Building





Evolution of the Number of Members from GATT 1947 to Today



NOTE: There were 23 founding Contracting Parties (CPs) to GATT in 1947; however, only 18 of the CPs included in this data set for the year 1948 due to countries pulling out of the Agreement before the establishment of the WTO. Thus, this data set strictly includes the 128 GATT signatories and the 36 Article XII Members.

36 Completed Accessions since 1995

9 LDCs joined since 2004

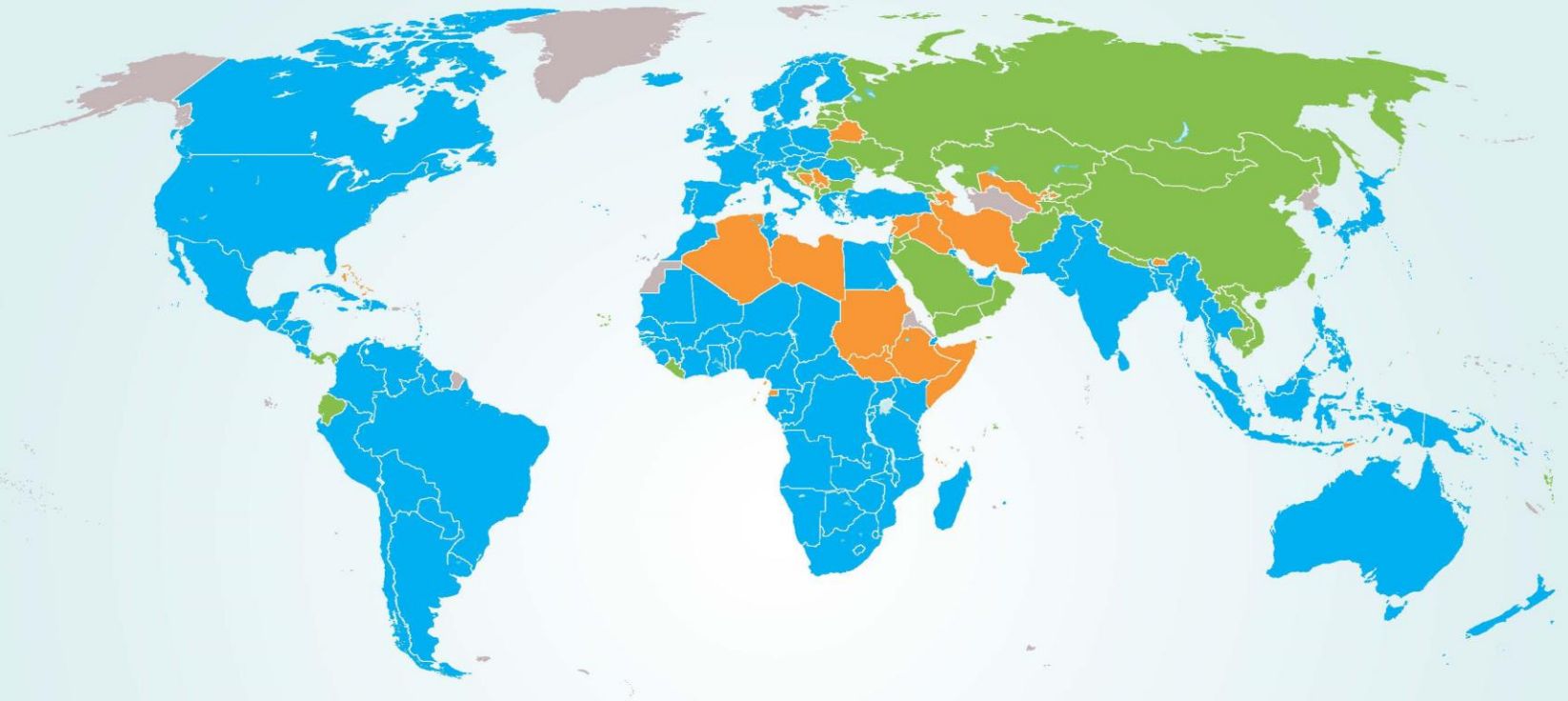


36 Completed Accessions since 1995



Africa	Europe/CIS	Asia Pacific	Middle East	America
Cape Verde*, 2008	Bulgaria, 1996	Mongolia, 1997	Jordan, 2000	Ecuador, 1996
Seychelles, 2015	Kyrgyz Republic 1998	China, 2001	Oman, 2000	Panama, 1997
Liberia*, 2016	Latvia, 1999	Chinese Taipei, 2002	Saudi Arabia 2005	
	Estonia, 1999	Nepal*, 2004	Yemen*, 2014	
	Georgia, 2000	Cambodia*, 2004		
	Albania, 2000	Tonga, 2007		
	Croatia, 2000,	Viet Nam, 2007		
	Lithuania, 2001	Samoa*, 2012		
	Moldova, 2001	Vanuatu*, 2012		
	Armenia, 2003	Lao PDR*, 2013		
	FYR Macedonia, 2003	Afghanistan*, 2016		
	Ukraine, 2008			
	Montenegro, 2012			
	Russian Fed. 2012			
	Tajikistan, 2013			
	Kazakhstan, 2015			
3 (*2 LDCs)	16 (11 former Soviet Republics)	11 (*6 LDCs)	4 (*1 LDC)	2

WTO Membership: Original Members, Article XII Members & Acceding Governments



ORIGINAL WTO MEMBERS (128)

WTO MEMBERS WHICH NEGOTIATED PURSUANT TO ARTICLE XII (36)

ACCEDING GOVERNMENTS (22)

Ecuador
Bulgaria
Mongolia
Panama
Kyrgyz Republic
Latvia
Estonia
Jordan
Georgia
Albania
Oman
Croatia

Lithuania
Moldova, Republic of
China
Chinese Taipei
Armenia
The former Yugoslav Republic of Macedonia
Nepal
Cambodia
Saudi Arabia, Kingdom of
Viet Nam
Tonga
Ukraine

Cabo Verde
Montenegro
Samoa
Russian Federation
Vanuatu
Lao People's Democratic Republic
Tajikistan
Yemen
Seychelles
Kazakhstan
Liberia
Afghanistan

Algeria
Andorra
Azerbaijan
The Bahamas
Belarus
Bhutan
Bosnia and Herzegovina

Comoros, Union of the
Equatorial Guinea
Ethiopia
Iran
Iraq
Lebanese Republic
Libya

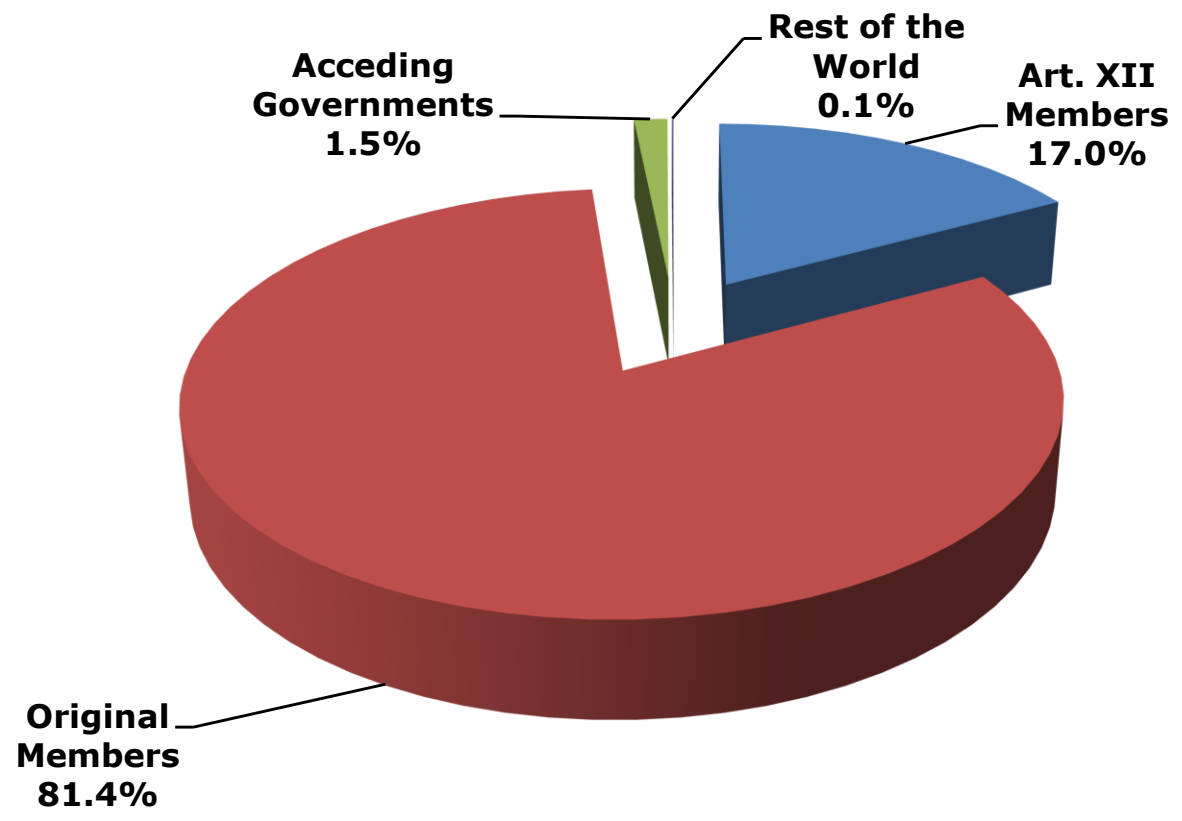
Sao Tomé and Príncipe
Serbia
Somalia
South Sudan
Sudan
Syrian Arab Republic
Timor-Leste
Uzbekistan



Accession Results

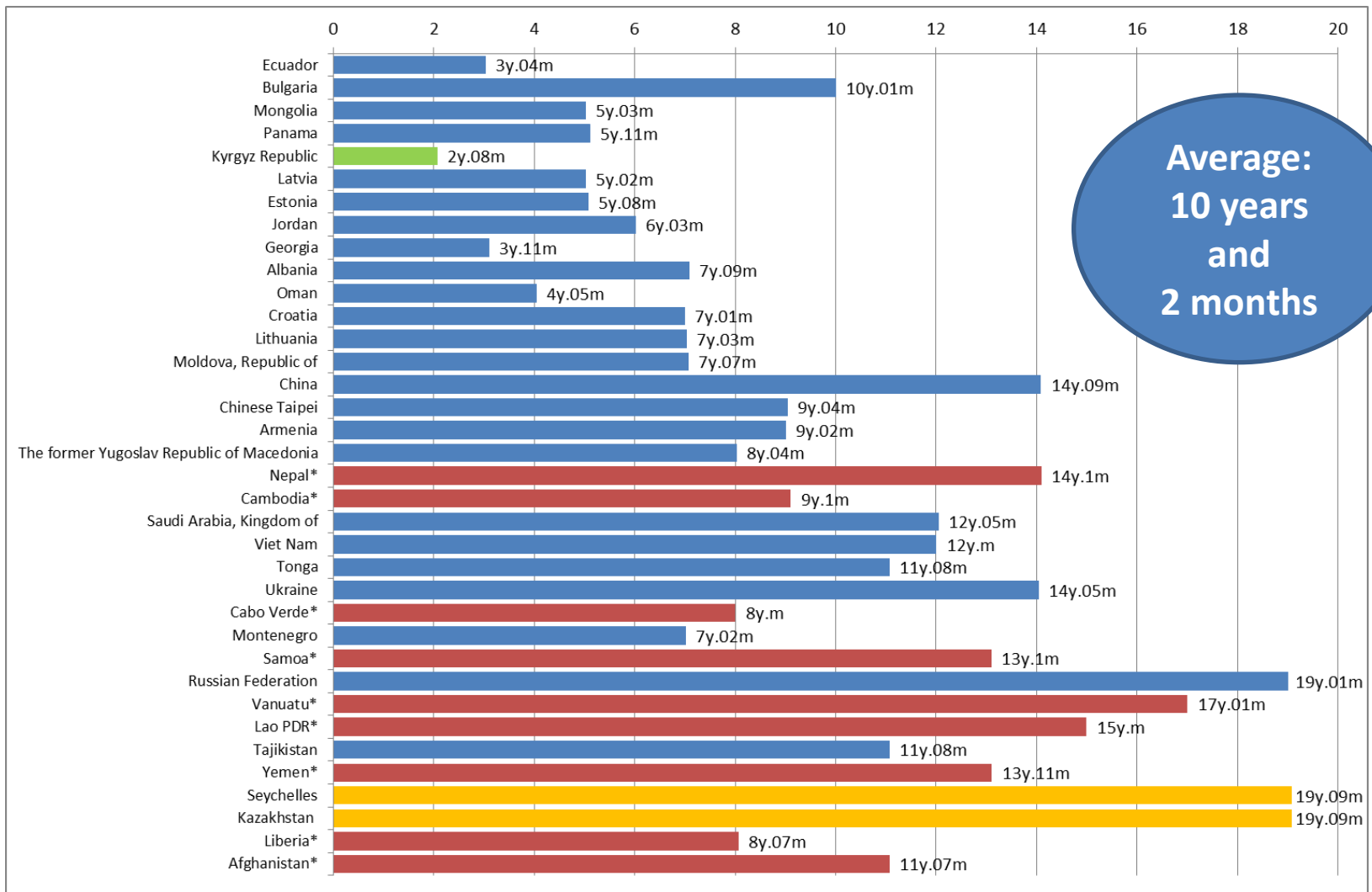
Coverage: 98% of World Trade

2016



s

Length of WTO accession process: From application to membership, in years



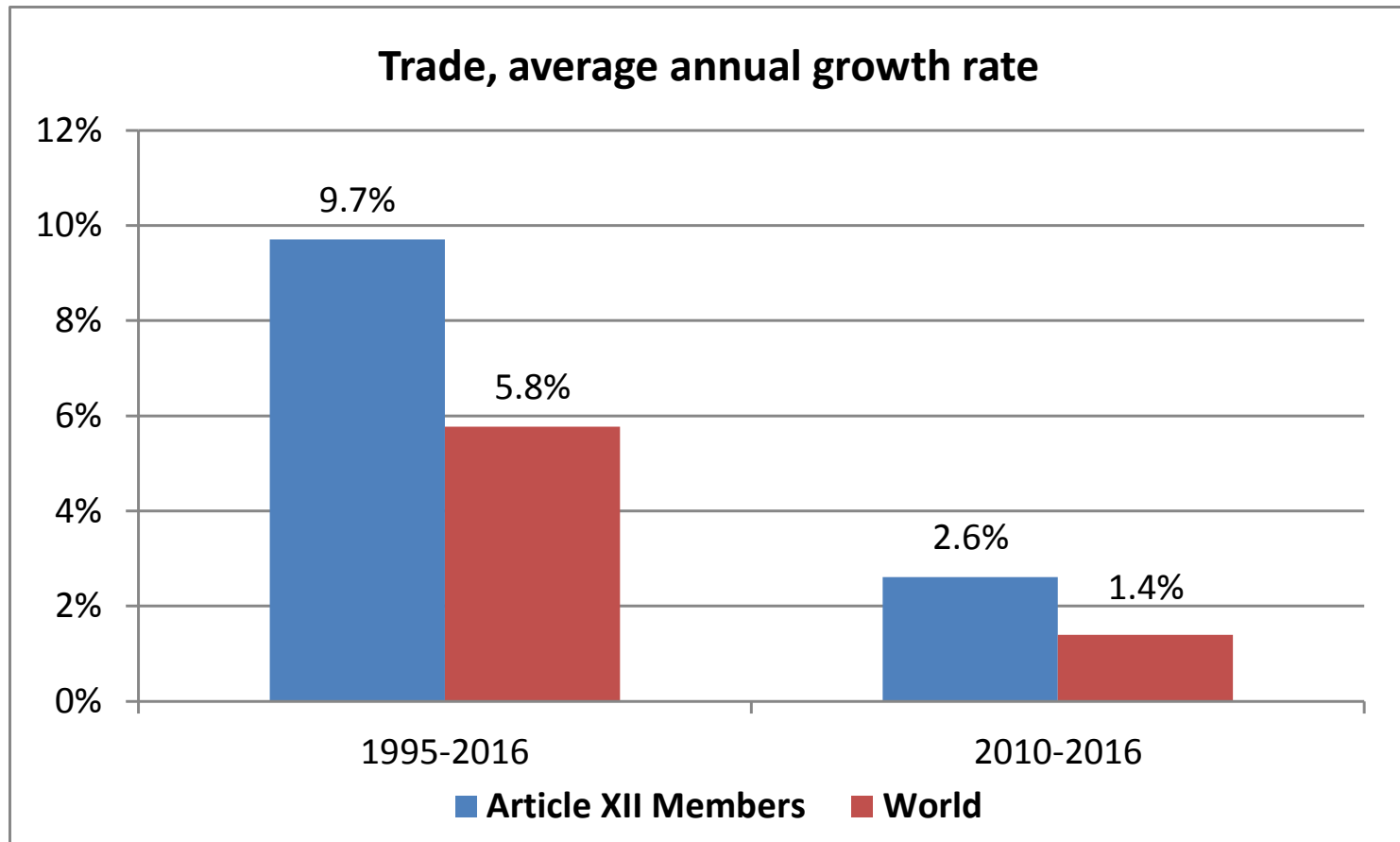
* Acceded as LDC. On average, 9 LDC accessions took **12 years and 6 months**

REASONS FOR JOINING...





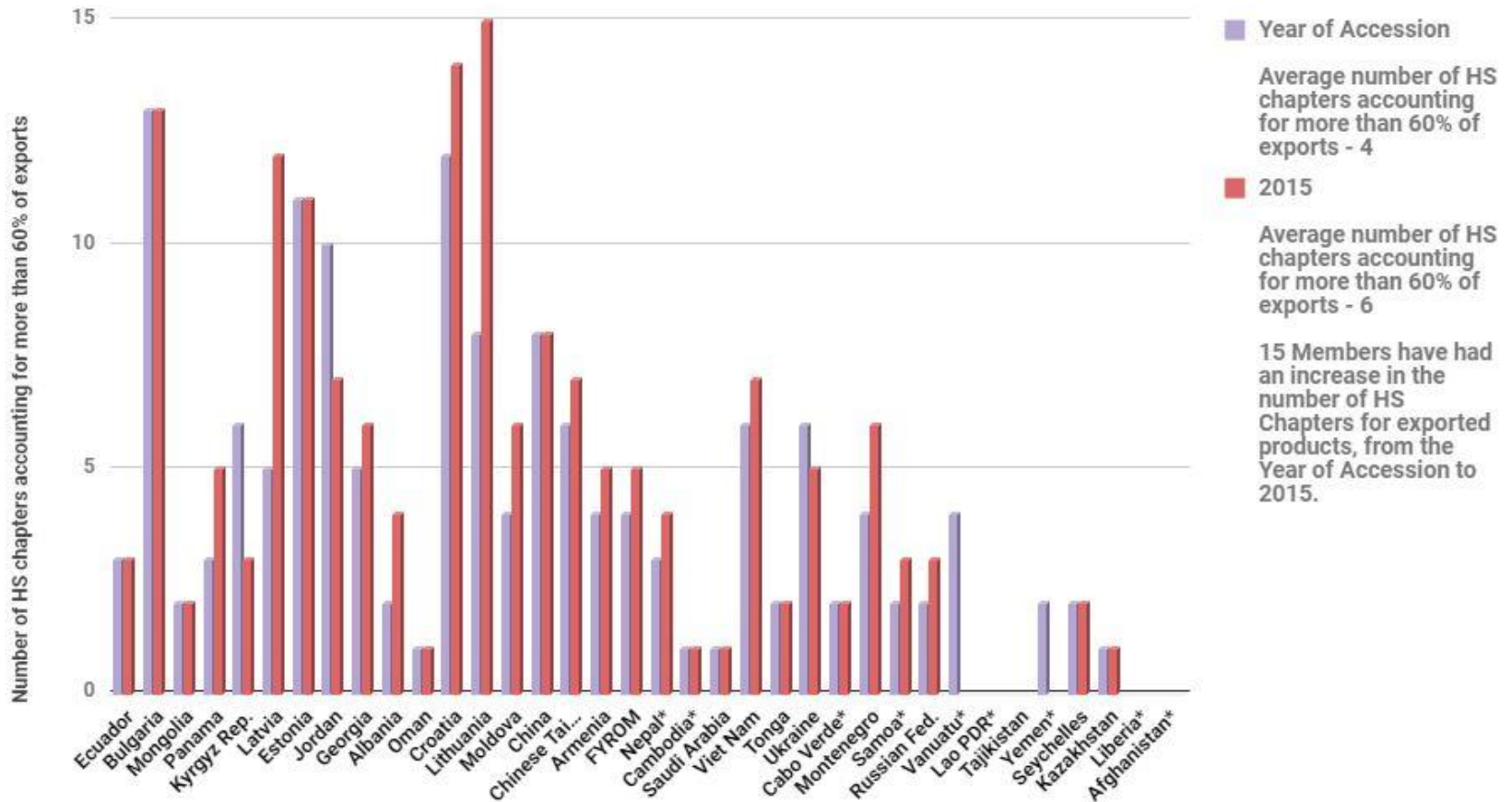
Accession Results: Trade Growth



2016 DG Annual Report: WTO Accessions, Structural Reforms & Export Diversification



WTO Accession & Export Diversification

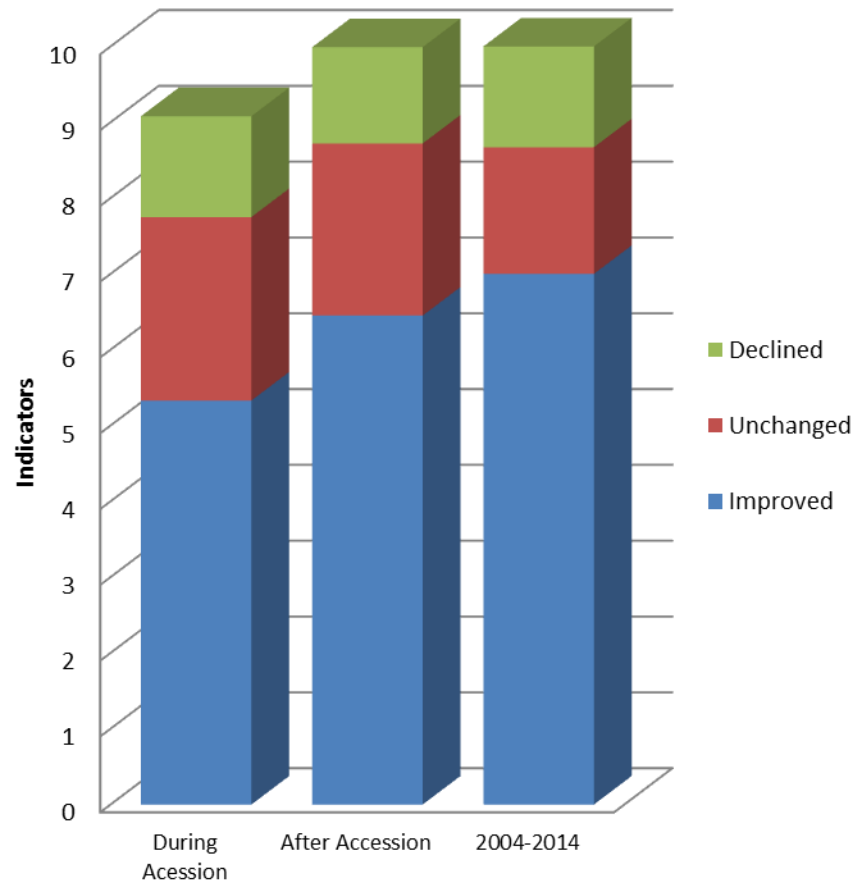




2017 DG Annual Report: Accession & the Business Environment

- Sample of 12 Article XII Members: 2004-14
- World Bank “Doing Business” Distance to Frontier (DTF) scores for 10 indicators (e.g. Starting a Business)
- Consistent improvement across sampled members
- Report to be issued in early November 2017

Average DTF Changes for a Member





WTO Accessions of former Soviet Republics

No	Year of Membership	Article XII Member or Acceding Government	Year of Application	Duration of accession process	ECONOMIC PROFILE 2016		
					Population (millions)	GDP (billions USD)	GDP per Capita (USD)
1	1998	Kyrgyz Republic	1996	2yr.10m	6.1	6.5	1 148
2	1999	Latvia	1993	5yr.03m	2.0	27.7	14,460
3		Estonia	1994	5yr.08m	1.3	23.1	18 233
4	2000	Georgia	1996	3yr.11m	3.7	14.2	4,012
5	2001	Lithuania	1994	7yr.04m	2.9	42.7	15,254
6		Moldova	1993	7yr.08m	3.5	6.8	1,992
7	2003	Armenia	1993	9yr.03m	2.9	10.5	3,640
8	2008	Ukraine	1993	14yr.06m	45.0	93.3	2,476
9	2012	Russian Federation	1993	19yr.02m	144.3	1,280.7	10,946
10	2013	Tajikistan	2001	11yr.10m	8.7	6.9	944
11	2015	Kazakhstan	1996	19yr.10m	17.8	133.8	10,170
AVE. 1998 – 2003				6yr			
AVE. 2008 - 2015				16yr.04m			
12	On-going	Belarus	1993	25 th year	9.5	48.8	6,465
13		Uzbekistan	1994	24 th year	31.8	66.5	2,100
14		Azerbaijan	1997	21 st year	9.8	37.6	5,790
15	Potential	Turkmenistan			5.5	37.3	7,538
Misc	2016	Afghanistan*	2004	11yr07m	34.7	18.9	609



Accession Results for former Soviet Republics

No	Article XII Members	Date of Membership	Goods – average final bound rate (%)			Goods - binding coverage (%)	Number of services sub-sectors	Number of commitment paragraphs
			All products	AG products	Non-AG products			
1	Kyrgyz Republic	20/12/1998	7.5	12.7	6.7	100	136	29
2	Latvia	10/02/1999	12.7	34.6	9.4	100	121	28
3	Estonia	13/11/1999	8.6	17.5	7.3	100	103	24
4	Georgia	14/06/2000	7.4	13.2	6.5	100	125	29
5	Lithuania	31/05/2001	9.3	15.2	8.4	100	110	22
6	Moldova	26/07/2001	7.0	14.1	5.9	100	147	28
7	Armenia	05/02/2003	8.5	14.7	7.6	100	106	39
8	Ukraine	16/05/2008	5.8	11.0	5.0	100	137	63
9	Russian Federation	22/08/2012	7.7	11.5	7.2	100	122	163
10	Tajikistan	02/03/2013	7.9	10.1	7.6	100	111	40
11	Kazakhstan	30/11/2015	6.1	7.6	5.9	100	116	118
AVE. 1998 - 2003		n.a.	8.7	17.4	7.4	100	121	28.4
AVE. 2008 – 2015		n.a.	6.9	10.1	6.4	100	122	96
AVE. 36 accessions 1998 -2016		n.a.	13.9	20.3	12.9	100	102	42.1
xx	Afghanistan *	29/07/2016	13.5	33.6	10.3	100	104	37



Accession of Uzbekistan: 1994 -

PREPARATORY COMMITTEE
FOR THE
WORLD TRADE ORGANIZATION

RESTRICTED

PC/W/20

8 December 1994

(94-2697)

ACCESSION OF THE REPUBLIC OF UZBEKISTAN

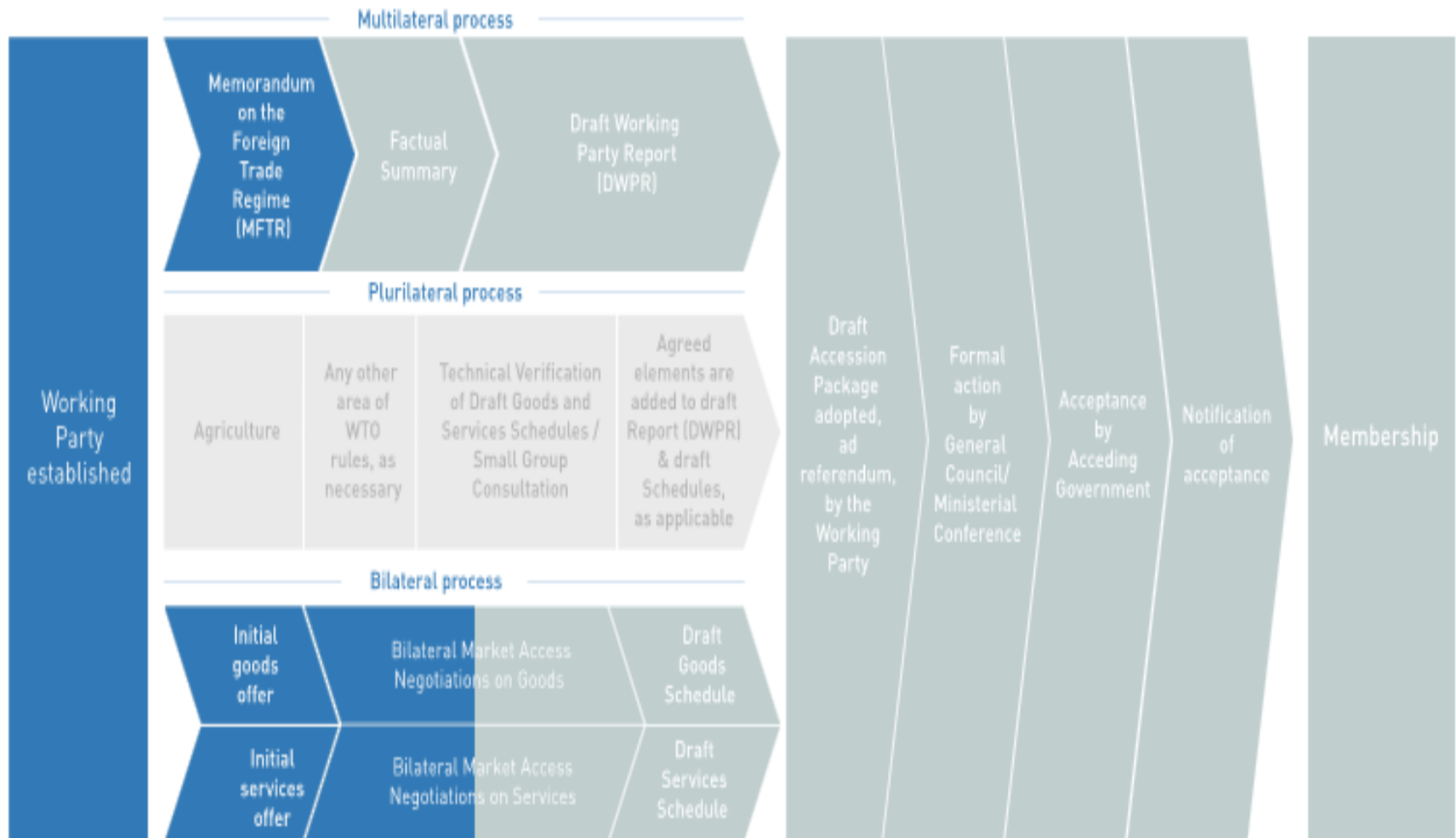
The Deputy Prime Minister, Minister of Foreign Economic Relations of the Republic of Uzbekistan, in a communication addressed to the Director-General, has advised that Uzbekistan wishes to accede to the World Trade Organization and has requested that in accordance with the usual procedures a working party be set up to examine the application.

—————

This application will be considered at a meeting of the Preparatory Committee scheduled to take place in December 1994.



Accession of Uzbekistan: State of Play



Some Key Lessons from Past Accessions



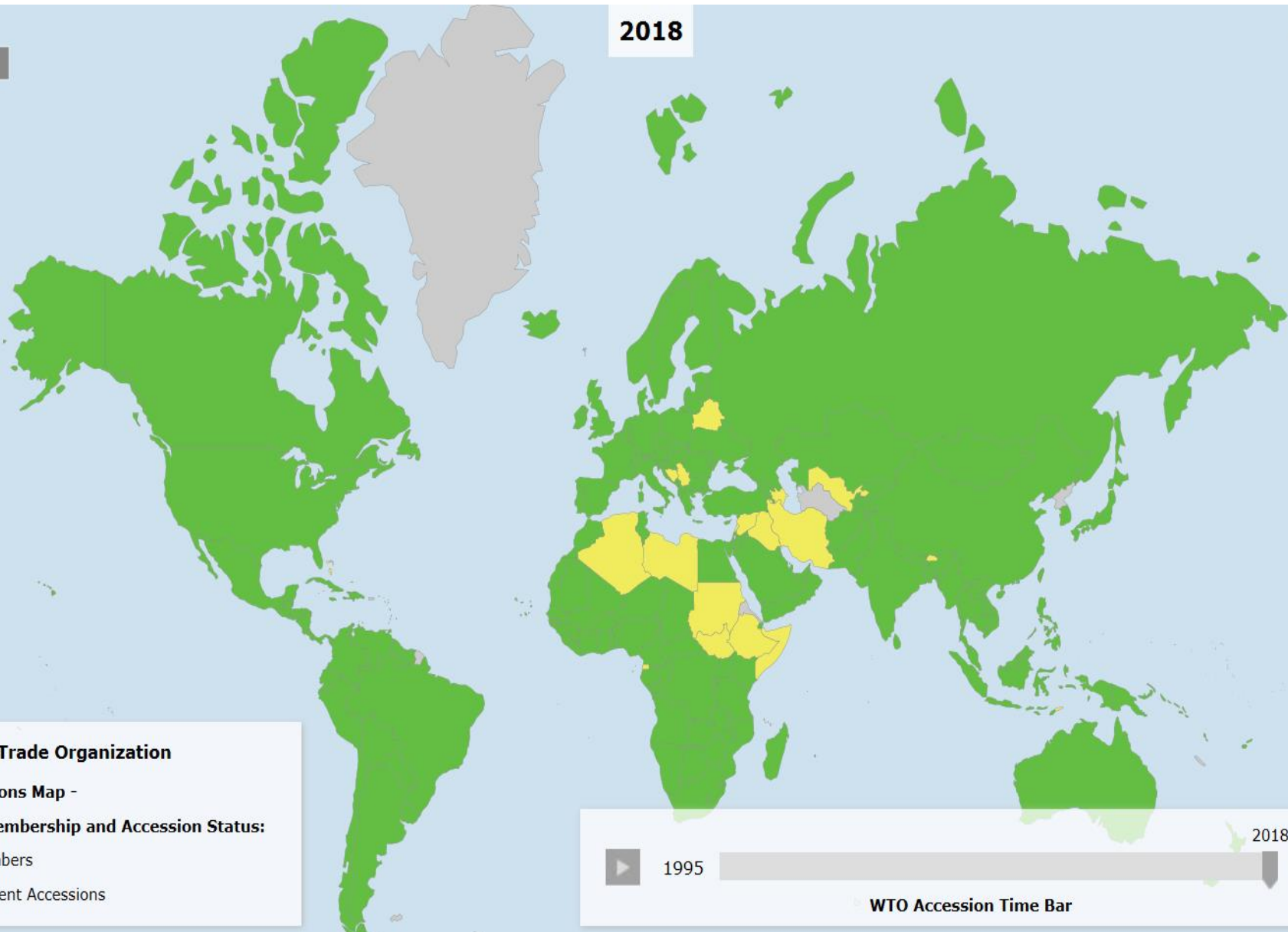
Some lessons from past accessions

1. Political commitment from highest level
2. Effective National Coordination
3. Continuity of Negotiation Team
4. Accession Roadmap
5. Involvement and consultations with key domestic stakeholders (private sector, parliament, media, civil society, academic)
6. Role of the Geneva Mission

2018 Map of WTO Members and Acceding Governments

Disclaimer

2018



World Trade Organization
Accessions Map -
WTO Membership and Accession Status:

- Members
- Current Accessions

1995 2018

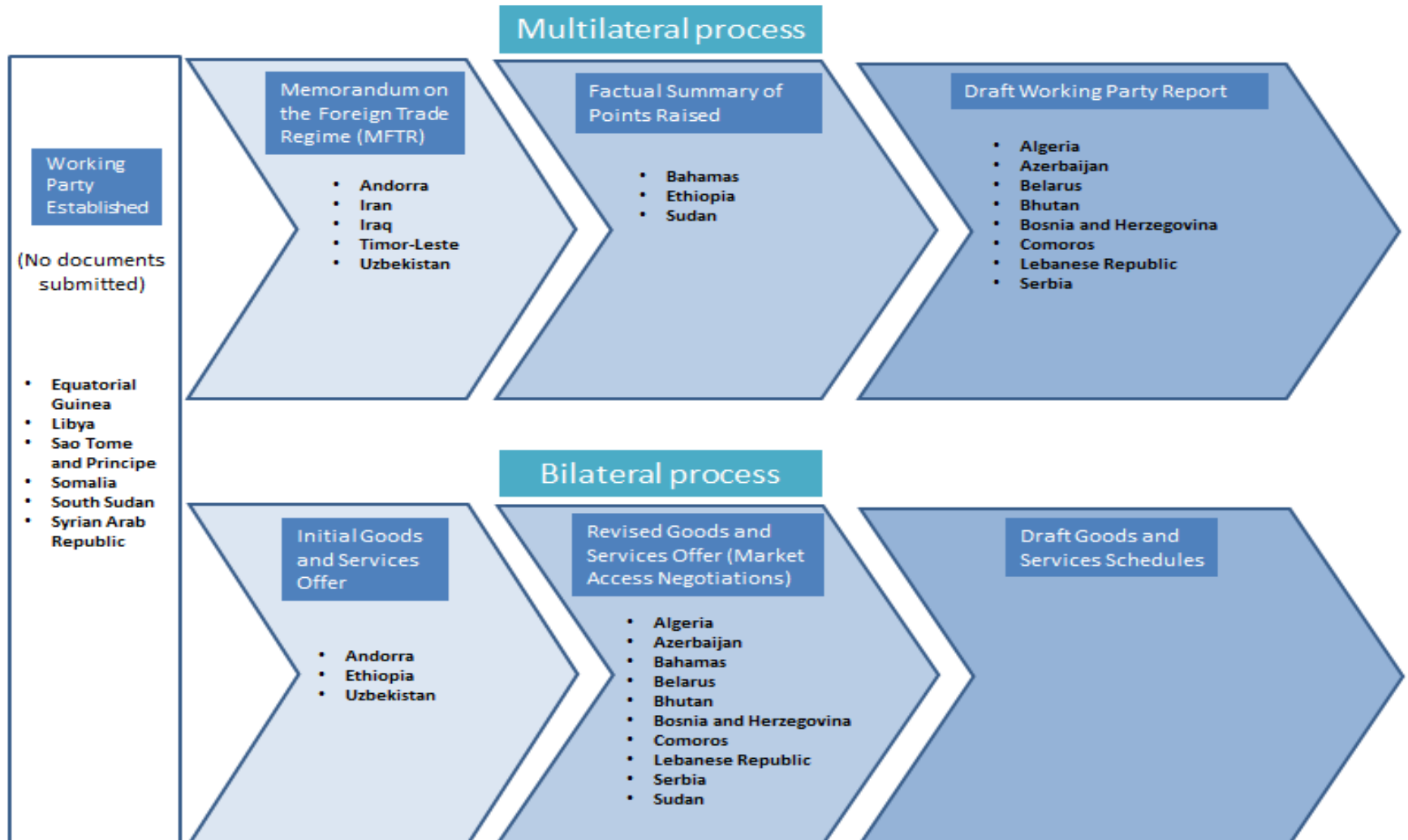
WTO Accession Time Bar

Timeline of the 22 Ongoing Accessions

(By Application Date)



Accession Progress Tracker





Accessions in 2018

➤ Huge surge in WTO accession activities

❖ *Number of WP meetings*

- 2016: **2** Azerbaijan (1), Comoros (1)
- 2017: **8** Azerbaijan (1), Belarus(2), Comoros (2), Iraq (1), Sudan (2)
- 2018: **15** meetings?

➤ Pressure on WTO Members' attention and resources

➤ Pressure on the Secretariat – Accessions Division, ITTC, experts on Agriculture, Goods and Services

State of Play of On-going Accessions



- 22 accession Working Parties in process
 - ✓ On average, 16.1 years since application
 - ✓ 8LDCs*

Strategic Focus 2018

- Bosnia & Herzegovina (2)
- Comoros* (2)

Maintenance

- Azerbaijan (1)
- Belarus (2)
- Sudan* (1)

Re-activations

- The Bahamas (2)
- Ethiopia* (1)
- Iraq (1)
- Lebanese Republic (1)
- Serbia (1)
- Uzbekistan (1)

Activations

- Equatorial Guinea
- Somalia* (1)
- South Sudan*
- Timor-Leste* (1)

Dormant/WP-inactive

- Andorra
- Algeria
- Bhutan*
- Islamic Republic of Iran
- Libya
- Sao Tomé & Príncipe*
- Syrian Arab Republic

2018 Calendar of Working Party Activities

January	
February	<ul style="list-style-type: none">▪ Bosnia and Herzegovina (13WPM)
March	<ul style="list-style-type: none">▪ Comoros (4PWM)
April	
May	<ul style="list-style-type: none">▪ Belarus (10WPM)
June	<ul style="list-style-type: none">▪ Sudan (5WPM)▪ Bahamas (3WPM)
July	<ul style="list-style-type: none">▪ Bosnia and Herzegovina (14WPM)▪ Comoros (5WPM)
After summer	<ul style="list-style-type: none">▪ Azerbaijan (15WPM)▪ Bahamas (4WPM)▪ Belarus (11WPM)▪ Comoros (6WPM)▪ Ethiopia (4WPM)▪ Iraq (3WPM)▪ Lebanon (8WPM)▪ Serbia (14WPM)▪ Somalia (1WPM)▪ Sudan (6WPM)▪ Timor-Leste (1WPM)▪ Uzbekistan (4WPM)▪ Bosnia and Herzegovina (General Council)



Informal Group of Acceding Governments, March 2018



WTO Technical Assistance and Capacity Building



**5th China Round Table, Siem Reap, Cambodia
20-23 March 2017**



**Training Course on Goods Schedules for WTO
Accession, Geneva, Switzerland
27-31 March 2017**



**Forum on WTO accessions - Accession-related
technical assistance and capacity-building
13 July 2017**



**Regional Dialogue on WTO Accessions for the
Greater Horn Africa, Nairobi, Kenya
28-31 August 2017**



**Public Forum SESSION 44: Accessions Behind
the Headlines: Integration of Arab Countries
into the Global Economy
27 September 2017**



**81st Session of the Sub-Committee on LDCs
State of Play in the accession Working Parties
and WTO post-accession support
3 October 2017**



ACCESSION PUBLICATIONS



WT/ACC/228



WTO ACCESSIONS 2014 ANNUAL REPORT BY THE DIRECTOR-GENERAL



WTO Accessions Newsletter content including text and photos of accession events.

...The World Trade Organization (WTO) was established on 1 January 1995.
The document has legal effect under the terms of the Marrakesh Agreement Establishing the World Trade Organization.

